

**Power Schottky Rectifier - 1Amp 40~100Volt**

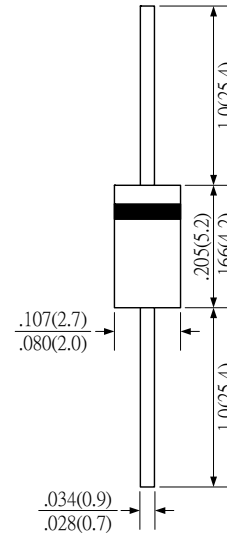
**Features**

- Low forward voltage drop
- High current capability
- High reliability
- High surge current capability
- Epitaxial construction

**Mechanical data**

- Case : Molded plastic
- Epoxy : UL 94V-0 rate flame retardant
- Lead : Axial leads, solderable per MIL-STD-202,method 208 guaranteed
- Polarity : Color band denotes cathode end
- Mounting position : Any
- Weight : 0.34 grams

**D0-41**

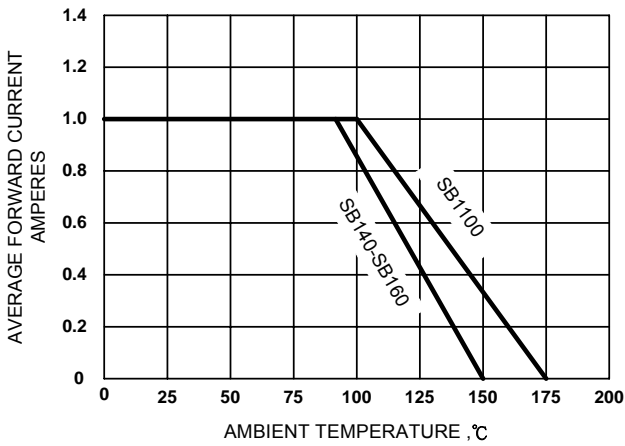


**Maximum ratings and Electrical characteristics**

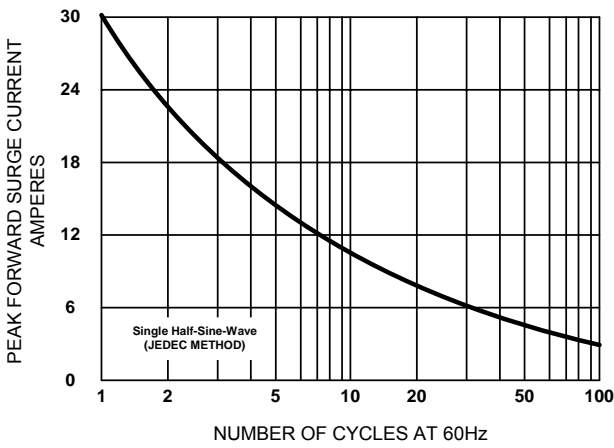
TYPE	SB140	SB160	SB1100	UNIT
Maximum Recurrent Peak Reverse Voltage	40	60	100	V
Maximum RMS Voltage	28	42	70	V
Maximum DC Blocking Voltage	40	60	100	V
Maximum Average Forward Rectified Current	1.0			A
Peak Forward Surge Current, 8.3ms single half sine-wave superimposed on rated load(JEDEC method)	30			A
Maximum Instantaneous Forward Voltage at 1.0A	0.55	0.65	0.82	V
Maximum DC Reverse Current at Rated DC Blocking Voltage	Ta = 25°C	0.5	0.3	mA
	Ta = 100°C	20	15	
Typical Junction Capacitance	110			pF
Typical Thermal Resistance R <sub>θJA</sub>	50			°C/W
Operating Temperature Range T <sub>J</sub>	-50 to +150		-50 to +175	°C
Storage Temperature Range T <sub>STG</sub>	-50 to +150			°C

Note: Pulse Test : 380μs pulse width, 2% duty cycle

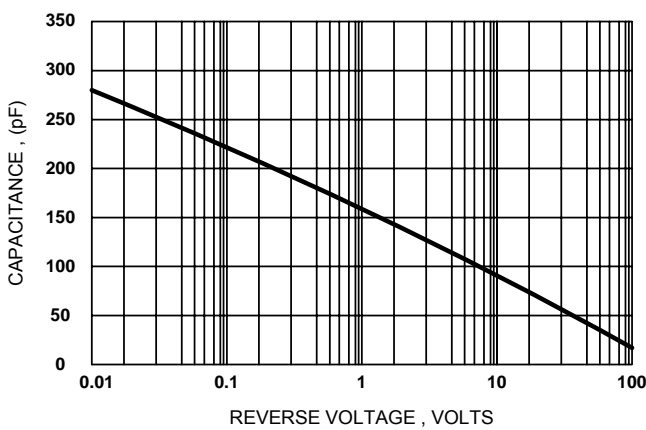
August 2007 / Rev.5



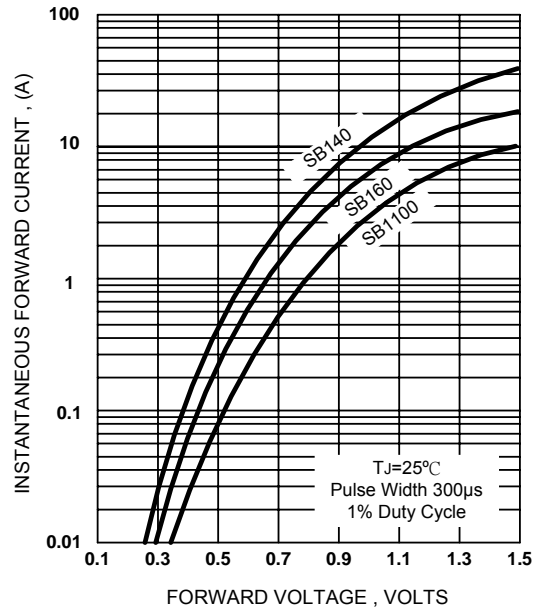
**Figure 1. Forward Current Derating Curve**



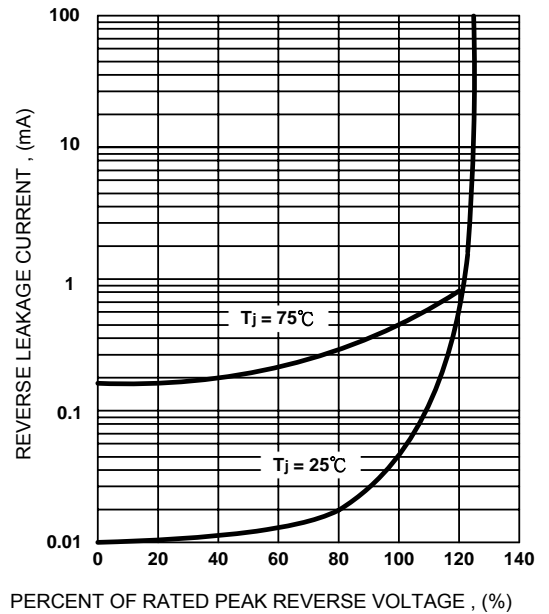
**Figure 2. Maximum Non-repetitive Surge Current**



**Figure 3. Typical Junction Capacitance**



**Figure 4. Typical Forward Characteristics**



**Figure 5. Typical Reverse Characteristics**